

Treatment Data Sheet

What is Osmose Naturewood preserved timber?

Osmose Naturewood preserved timber is the name given to wood that has been preserved with an Osmose preservative system which is based on copper and an organic biocide (Alkaline Copper Quaternary). Alkaline Copper Quaternary systems have provided proven performance for over a decade in locations throughout Europe, North America, Australia and Japan. Osmose Naturewood preserved timber can be used for fencing, timber decking, landscaping and constructional timbers.

Appearance of Osmose Naturewood

Osmose Naturewood products will initially have a green appearance that highlights the natural variations of the wood; this will weather to an attractive natural honey brown colour before finally fading to a driftwood grey after long term exposure to the sun.

Osmose Naturewood products can be stained to match any outdoor colour scheme. Always follow manufacturer's recommendations.

Fixing Recommendations

Material	Use
Stainless Steel	Suitable in all circumstances. Long service life.
Steel - Hot dipped galvanised or sheradised steel Cadmium plated silicon bronze Brass 60/40 Monel Lead Copper Zinc	Resistant to corrosion. Timber must be dried to below 20% moisture content before fitting.
Sheet aluminium roof coverings and cladding	Timber must be dried to below 20% moisture content and the metal separated from the face of the wood with bituminised paper or felt.
Aluminium nails / fixings	Items that penetrate timber should be 6063 (formerly HG9) nails only. Fixings should not be attached until timber is dried below 20% moisture content.



Frequently Asked Questions

Q... Do Osmose Naturewood products comply with Standards?

Osmose Naturewood products comply with the relevant British and European Standards including BS 8417, the Australian Quarantine and Inspection Service (AQIS) requirements and the Highways Agency specification for fencing and noise barriers.

Q... What is the service life of Osmose Naturewood products?

Formulations developed as alternatives to CCA are applied in accordance with the recent European Standards regime, rather than by using the more traditional British Standards criteria.

The following Desired Service Life categories from BS 8417 therefore apply to Osmose Naturewood products:

- Components in Use Class 1 & 2 60 years
- Components in Use Class 3 15-30 years
- Components in Use Class 4 15-30 years
(Dependent on the particular species being treated).

John Brash will continue to offer the following timber treatment guarantees:

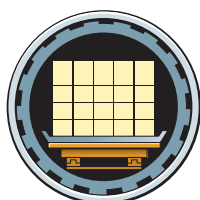
- Roofing Battens: for timber battens when used above dpc level 60 years
- Cedar Shingle & Shakes: 40 years
- European Redwood Timber Decking: 25 years

Important Information

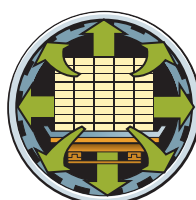
- Do not burn preserved wood.
- Wear a dust mask and goggles when cutting or sanding wood.
- Wear gloves when working with wood.
- Some preservative may migrate from the treated wood into soil/water or may dislodge from the treated wood surface upon contact with skin. Wash exposed skin areas thoroughly.
- All sawdust and construction debris should be cleaned up and disposed of after construction.
- Wash work clothes separately from other household clothing before re-use.
- Preserved wood should not be used where it may come into direct contact or indirect contact with drinking water, except for uses involving incidental contact such as fresh water docks and bridges.
- Do not use preserved wood under circumstances where the preservative may become a component of food, animal feed, or beehives.
- Do not use preserved wood for mulch.
- Only preserved wood that is visibly clean and free of surface residue should be used.
- Use fixings, hardware or any metal products as recommended by their manufacturer.
- Do not use preserved wood in direct contact with aluminium (refer to the fixing recommendations overleaf which indicates which aluminium roofing nails are suitable to be used, always follow the manufacturer's recommendations).
- If wood is to be used in an interior application and becomes wet during construction, it should be allowed to dry before being covered or enclosed.
- Disposal Recommendations: Preserved wood may be disposed of in landfills or burned in commercial or industrial incinerators or boilers in accordance with National and Regional regulations.
- Mould growth can and does occur on the surface of many products, including treated or untreated wood, during prolonged surface exposure to excessive moisture conditions. To remove mould from treated wood surfaces, wood should be allowed to dry. Typically, mild soap and water can be used to remove surface mould.
- For more information visit www.osmose-europe.com or contact the Osmose Technical Services Dept on 00 44 (0) 1628 486644

The Osmose Naturewood Preservative Process

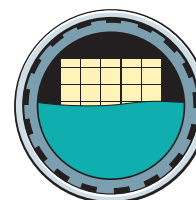
1. The timber is transferred into the treatment vessel.




2. A vacuum pulls the air out of the vessel.



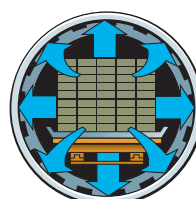
3. Osmose Naturewood preservative fills the vessel.



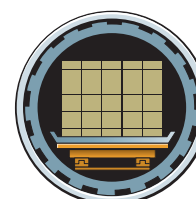
4. The vessel is pressurised forcing the preservative into the timber.



5. The preservative is removed and final vacuum is applied removing excess.



5. The timber has now been preserved with Osmose Naturewood preservative.



© Osmose Naturewood is a registered trademark of Protim Solignum Limited, trading as Osmose.